

Product Information:

Anchor All Season 295

Styrenefree reactive resin mortar.

General description & applications:

Anchor All Season 295 is a styrene free mortar of high quality for chemical mounting of threaded rods in various building materials.

*Anchor All Season 295 secures a high load.
The special cartridge secures an easy and fast mixture of the product.*

Anchor All Season 295 can be used in building materials of cracked and non-cracked concrete, light concrete etc.

The product is registered in the database for construction products that can be included in the Nordic Ecolabelled construction.

The product is approved according to EAD 330499-01-0601.



Physical / chemical data:

Adhesive:

Type: *Chemical curing, 2-component, styrene free*
 Consistency: *Paste*
 Durability: *18 months in an unopened package when stored dry and cool.*
 Packaging:

Item no.	Size	Colour
29531	300 m, incl. 2 pcs. mixer tube	Grey

Cured adhesive:

Tensile Strength: *See table page 3*
 Elongation at break: *See table page 3*
 Resistance: *Temperature: up to +80 °C, short term up to +120 °C
 Climatic ageing: good
 Chemical resistance: high*



Instructions for concrete & solid stone:

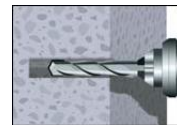
Use: Heavy load-carrying attachments in solid stone, concrete, porous concrete and light concrete
Suitable for attachment points close to the edge, since anchoring is free of expansion forces
Also suitable as repair mortar or adhesive mortar for concrete components. Attachment of anchor rods, threaded collars, reinforcement bars, profiles etc.

Benefits: Anchor All Season 295 Can be used in various solid stones for mounting of galvanised steel, stainless steel, high-corrosion-resistant steel. Anchor All Season 295 seals the drilled hole and prevents water from entering, the anchor compound can be precisely dosed using the measuring unit.


Temperature: Anchor All Season 295 can be applied in temperatures from -20 °C (air and material) – see curing process table on page 3. The cartridge temperature must be min. +5 °C.

Application:


1. Drill hole 2 mm larger than the diameter of the anchor



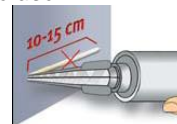
2. Clean drill hole (blow out: 4x, brush out: 4x, blow out: 4x)



3. Screw mixer to cartridge (the bag must not be opened)



4. Squeeze out and discard approx. 10 cm of compound before use




5. Starting from the back end, fill hole completely with mortar



6. Push anchor up to base of hole whilst turning it slightly



7. Visual check of mortar



8. Observe curing time

9. Install component, apply torque



Performance data / standard applikationer for standard concrete:

Injection system Anchor All Season 295 with threaded rod class 5.8

Highest allowable force for an anchor in concrete C20/25.

By dimensioning approval documents ETA-21/0242 is mandatory.

Thread type (5.8)	Min. effective anchor depth $h_{ef,min}$ [mm]	Min. effective anchor depth $h_{ef,max}$ [mm]	Min building part depth h_{min} [mm]	Max Torque $T_{inst,max}$ [Nm]	Cracked Concrete				Non-cracked concrete			
					Allowable force N_{perm} [kN]	Allow. Transverse Force V_{perm} [kN]	Min mutual distance S_{min} [mm]	Min distance to edge C_{min} [mm]	Allowable force N_{perm} [kN]	Allow. Transverse Force V_{perm} [kN]	Min mutual distance S_{min} [mm]	Min distance to edge C_{min} [mm]
					M6	50	72	100	5,0			
M8	60	160	100	10,0					4,8	2,9	40	40
			190	10,0					6,6	5,1	40	40
M10	60		100	20,0	4,5	8,6	45	45	8,7	5,1	40	40
		200	230	20,0	13,8	8,6	45	45	8,2	8,6	45	45
M12	70		100	40,0	6,3	12,0	55	55	11,5	12,0	55	55
		240	270	40,0	20,1	12,0	55	55	20,1	12,0	55	55
M16	80		116	60,0	9,6	22,3	65	65	14,3	22,3	65	65
		320	356	60,0	37,4	22,3	65	65	37,4	22,3	65	65
M20	90		138	120,0	12,2	29,3	85	85	17,1	34,9	85	85
		400	448	120,0	54,9	34,9	85	85	58,3	34,9	85	85
M24	96		152	150,0					18,8	45,2	105	105
		480	536	150,0					84,0	50,9	105	105
M27	108		168	200,0					22,5	54,0	125	125
		540	600	200,0					109,3	65,7	125	125
M30	120		190	300,0					26,3	63,2	140	140
		600	670	300,0					133,6	80,6	140	140

Curing Process

Material temperature	Curing started (min)	Curing finalized Dry material	Curing finalized Wet material
-20°C	80	24 h.	48 h
-15°C	60	16 h.	32 h.
-10°C	40	8 h.	16 h.
-5°C	20	4 h.	8 h.
0°C	14	2 h.	4 h.
+5°C	9	60 min.	120 min.
+10°C	5,5	45 min.	90 min.
+15°C	3	30 min.	60 min.
+20°C	2	15 min.	30 min.
+25°C	1,5	10 min.	20 min.
+30°C	1,5	10 min.	20 min.
+35°C	1	5 min.	10 min.
+40°C	1	5 min.	10 min.

*cartridge min. +5°C

Health and Safety:

For further information on safety, refer to product safety data sheet.

The information and data contained in this Product Information sheet are based on extensive laboratory testing and our practical experiences and are meant for helping the user to find optimum working methods. As the conditions at the user are beyond our control, we make no warranties concerning the results, achieved by the products. The information's in this Product Information sheet are typical values, intended as a guideline. They should not be regarded as product specifications. Please also refer to our standard sales conditions and terms of delivery.

DANA LIM A/S - KØBENHAVNSVEJ 220 - DK-4600 KØGE – DENMARK – INFO@DANALIM.DK

PH. (+45) 56 64 00 70 - TECHNICAL SERVICE PH. (+45) 56 64 00 75